

Potential safety issue where photos from Whatsapp on parents' phones may be saved into your child's Google Classroom account

As a busy parent, you may wish to review your child's Google Classroom work on your phone using the Google Classroom app. It is quick and easy to do this. However, be aware that if you have not selected the correct settings on your phone, any photos or videos that you receive through Whatsapp may be being saved in your child's Google Classroom account.

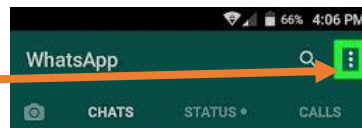
I'm sure you will want to keep photos and videos you receive private from your child and their teachers.

This can be a particular problem on Android devices. To prevent this from happening, check your settings.

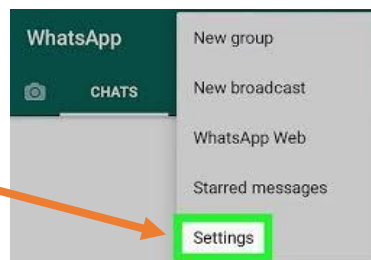
Please see below for advice on Android and Apple devices.

To check settings on an Android device

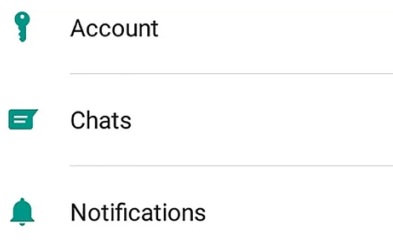
Select the WhatsApp app **Menu**.



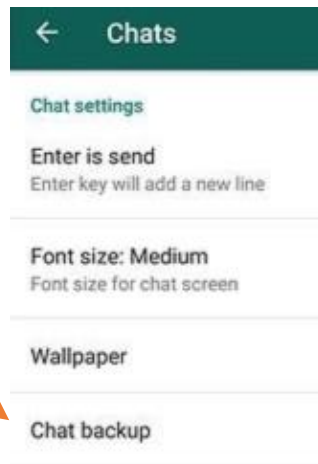

Select **Settings**.



Select on **Chats**.

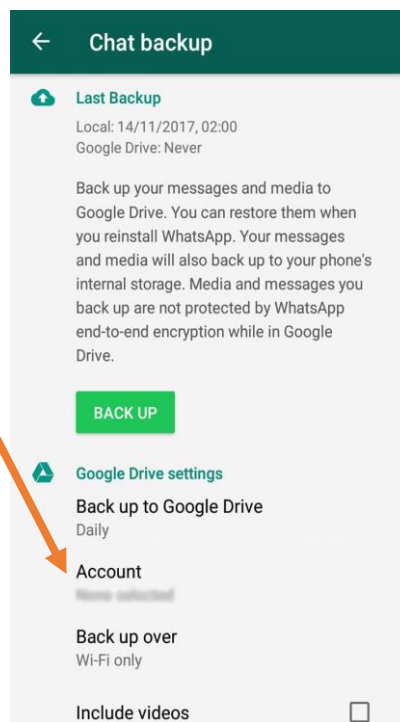



Select **Chat back-up**.



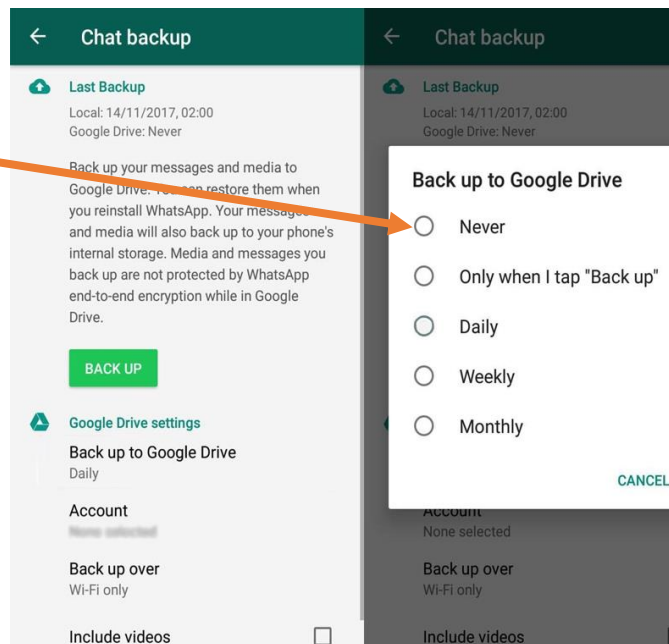
Check to see what Google account you are using to back-up your What's app chat and photos.

If it is your child's Google classroom account, change it.
You may want to select another account to back up your WhatsApp account.



You can also select **Back-up to Google Drive** and then select **Never**.

If you choose to do this, your WhatsApp data will no longer be backed up.

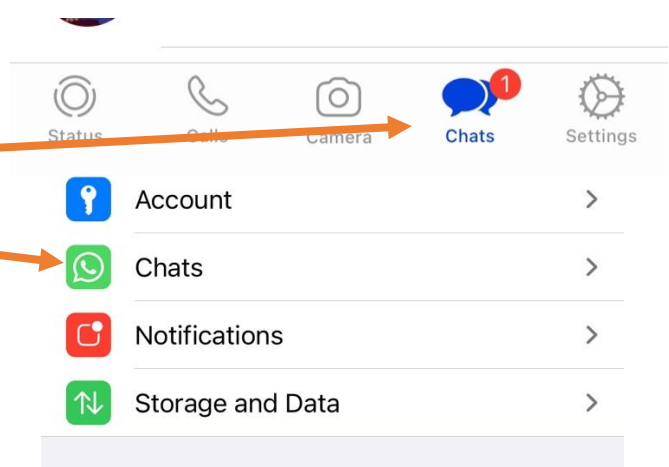


On an Apple device, (iPhone)


On an Apple device, WhatsApp will most likely back-up all data to iCloud, not Google drive. However, it's worth checking that it is not backing up your child's Google Classroom account. The following instructions show you how to do this.

Open WhatsApp and at the bottom of the screen, select **Chats**.

Then select **Chats** again.



Select **Chat Backup** to see where your WhatsApp data is being saved.



On an iPhone Chat Backup will most likely save to your iCloud account, which is fine. Just make sure it is not backing up data to your child's Google classroom account.



Images: [WikiHow](#) and screen shots